




















Planting Map & Guide for Tomato Bed

Tomato - Roma 	Basil, 2 	Cucumber, 2 		Tomato 	Basil, 2 	Cucumber, 2 	
		Tomato 				Tomato 	Thai basil, 2 
Tomato 	Thai basil, 2 			Tomato 	Thai basil, 2 		
	Cucumber, 2 	Tomato 	Basil, 2 	Cucumber, 2 		Tomato 	Basil, 2 

Planting instructions:



Tomato

- Plant seeds 1/4" deep indoors, six to eight weeks before last frost
- Transplant into garden one to two weeks after last frost or when soil reaches 65 degrees F.
- Spacing: one plant per sq. ft. Grow early season crops nearby to allow more room later.
- Days to harvest: 55 to 100 days from transplanting, depending on variety. Not frost-hardy
- Hint: Remove lower leaves before planting and bury extra stem.

[Learn more about Tomato in our Vegetable Encyclopedia](#)



Basil

- Plant seeds 1/4" deep indoors six weeks before last frost; outdoors two weeks after last frost.
- Transplant seedlings two to three weeks after last frost or when soil reaches 70 degrees F.
- Replant if you have space and want more.
- Spacing: two plants per sq. ft.

- Days to harvest: 40-55 days from transplant. Harvest leaves as desired. Not frost-hardy.
- Hint: Pinch stems early and often to stimulate branching and bushy growth.

[Learn more about Basil in our Vegetable Encyclopedia](#)



Cucumber

- Plant seeds indoors 1/2" deep three weeks before last frost, or seed in garden after frost.
- Transplant into garden after frost and when soil is 65 to 70 degrees F.
- Spacing one per sq. ft. for bush type; two per sq. ft. for vining type.
- Extend harvest with a second crop, planted two weeks later.
- Days to harvest: 50 to 60 days after transplanting. Not frost-hardy.
- Hint: Use row covers until flowering to keep off insects.

[Learn more about Cucumber in our Vegetable Encyclopedia](#)



Thai basil

- Plant seeds 1/4" deep indoors six weeks before last frost; outdoors two weeks after last frost.
- Transplant seedlings two to three weeks after last frost or when soil reaches 70 degrees F.
- Replant if you have space and want more.
- Spacing: two plants per sq. ft.
- Days to harvest: 40-55 days from transplant. Harvest leaves and stems as desired. Not frost-hardy.
- Hint: Pinch stems early and often to stimulate branching and bushy growth. Allow some flower spikes to form for attractive garnish.

[Learn more about Thai basil in our Vegetable Encyclopedia](#)